

Cat Body Language

Fill in the boxes with the emotion that you think the cat's body language is showing. Put a check next to the cats that you could approach and pet.







































Steps to Safely Pet a Cat

Put the steps to safely pet a cat in order by drawing a line to connect them to the numbers on the bottom.


The cat is showing positive emotion.	Let the cat approach you.	Pet the cat in a safe spot like the head.	Pay attention to the cat's body language.	Sit down on the floor while staying quiet and calm.
--------------------------------------	---------------------------	---	---	---



1	2	3	4	5
---	---	---	---	---

Crossword

How to Safely Pet a Cat



ACROSS

1. Stay calm to be less ____.
2. Show respect by making the cat feel ____.
3. Stay ____ to be less scary to the cat.

DOWN

1. The ____ is the safe zone for most cats.
2. Most cats like being pet in ____ spots.
3. Let the cat ____ you.
4. ____ to bring yourself to the same level as the cat.
5. Body language tells us how a cat is ____.
6. Remember to always check a cat's body language when ____ with them.

1. Head 2. Three 3. Approach 4. Sit 5. Feeling 6. Interacting

Down

1. Intimidating 2. Safe 3. Quiet

Across

Cat Body Language

Fill in the boxes with the emotion that you think the cat's body language is showing. Put a check next to the cats that you could approach and pet.



Interested




Friendly




Attentive



Relaxed



"I like you."




Friendly &
Relaxed



Cautious



Trusting



"This feels
good."



Worried



Anxious



Irritated




Terrified



Super Ter-
rified



Playful



Hunting